






























## E.S.B.C 2011 All Events    **Men**




























### Group    **C**

Place	LastName	FirstName	Country	Singels	Doubles	Trios	TotPins	Avg
<b>1</b>	Bellomonte	Rosario	Ity 	1260	1125	1291	3676	204.22
<b>2</b>	Wrathall	Gerry	Eng 	1217	1126	1277	3620	201.11
<b>3</b>	Hansen	Roar	Nor 	1256	1109	1213	3578	198.78
<b>4</b>	Kuronen	Viljo	Fin 	1177	1133	1203	3513	195.17
<b>5</b>	Pertegato	Gastone	Ity 	1301	1077	1134	3512	195.11
<b>6</b>	Johansson	Ture	Swe 	1239	1161	1099	3499	194.39
<b>7</b>	Ahlfors	Ralf	Fin 	1086	1144	1249	3479	193.28
<b>8</b>	Gaiser	Kalle	Ger 	1153	1115	1184	3452	191.78
<b>9</b>	Pennanen	Markku	Fin 	1266	1018	1138	3422	190.11
<b>10</b>	Jenssen	Terje	Nor 	1044	1079	1289	3412	189.56
<b>11</b>	Mulcahy	Michael	Irl 	1207	1104	1091	3402	189.00
<b>12</b>	Dyrnes	Magnar	Nor 	1111	1110	1167	3388	188.22
<b>13</b>	Sandal	Arvid	Nor 	1166	1140	1067	3373	187.39
<b>14</b>	Pedersen	Arild	Nor 	1111	1122	1132	3365	186.94
<b>15</b>	Klokkedal	Lars	Den 	1162	1104	1085	3351	186.17
<b>16</b>	Engels	Arlene	Bel 	1139	1076	1129	3344	185.78
<b>17</b>	Hallback	Nils-G	Swe 	1231	1077	1035	3343	185.72
<b>18</b>	Ylimäki	Mauno	Fin 	1147	1091	1094	3332	185.11
<b>19</b>	Tel	Freddie	Ndl 	1156	1003	1160	3319	184.39
<b>20</b>	Hoppula	Juhani	Fin 	1077	1134	1100	3311	183.94
<b>21</b>	Bjørntomt	Ola	Nor 	1111	1099	1091	3301	183.39
<b>22</b>	Mellin	Juhani	Fin 	1252	989	1056	3297	183.17
<b>23</b>	Ranto	Erkki	Fin 	1034	1026	1235	3295	183.06
<b>24</b>	Peled	Yosef	Isr 	1113	1109	1067	3289	182.72
<b>25</b>	Fagerholm	Carl-Gustav	Fin 	1025	1118	1117	3260	181.11
<b>26</b>	Antimirescu	Cornel	Rom 	1042	971	1241	3254	180.78
<b>27</b>	Steelandt	Daniel	Bel 	1123	1085	1044	3252	180.67



## E.S.B.C 2011 All Events    **Men**












### Group    **C**

Place	LastName	FirstName	Country	Singels	Doubles	Trios	TotPins	Avg
<b>28</b>	Eriksson	Jerry	Swe 	1086	1138	1023	3247	180.39
<b>29</b>	Engblom	Ronald	Fin 	963	1133	1140	3236	179.78
<b>30</b>	Howes	Keith	Eng 	1133	1078	1018	3229	179.39
<b>31</b>	Thiran	Benoit	Bel 	1080	1070	1058	3208	178.22
<b>32</b>	Økland	Harald	Nor 	1050	1049	1109	3208	178.22
<b>33</b>	Sarel	Israel	Isr 	1071	1106	1031	3208	178.22
<b>34</b>	Mayr	Walter	Aus 	1178	999	1028	3205	178.06
<b>35</b>	Sardal	Claude	Isr 	1071	1089	1041	3201	177.83
<b>36</b>	Kolltveit	Kjell Ingolf	Nor 	1006	1056	1129	3191	177.28
<b>37</b>	Thomsen	Christian	Den 	1175	1007	989	3171	176.17
<b>38</b>	Lindqvist	Göran	Fin 	1032	971	1162	3165	175.83
<b>39</b>	Bassman	Refael	Isr 	1086	1039	1038	3163	175.72
<b>40</b>	Van de Gejucht	Julien	Bel 	1043	995	1109	3147	174.83
<b>41</b>	Svanstrom	Bengt	Swe 	1079	1078	990	3147	174.83
<b>42</b>	Olesen	Søren Eigil	Den 	1108	963	1066	3137	174.28
<b>43</b>	Sahaf	Raffael	Isr 	1059	1060	982	3101	172.28
<b>44</b>	Rosenfeid	Abe	Isr 	995	1109	994	3098	172.11
<b>45</b>	Pierre	Simon	Fra 	1048	1015	1030	3093	171.83
<b>46</b>	Tanasescu	Stefan	Rom 	997	999	1097	3093	171.83
<b>47</b>	Rønne	Kjell Erik	Nor 	955	1009	1064	3028	168.22
<b>48</b>	Horst, van der	Peter	Ndl 	961	1038	1022	3021	167.83
<b>49</b>	Gablek	Josef	Aus 	921	1047	1021	2989	166.06
<b>50</b>	Jean Claude	Danvin	Fra 	1056	927	1003	2986	165.89
<b>51</b>	Ben Meir	Haim	Isr 	1087	964	928	2979	165.50
<b>52</b>	Löfgren	Ove	Fin 	1010	1041	908	2959	164.39
<b>53</b>	Lazarovitch	Herman	Isr 	997	938	1016	2951	163.94
<b>54</b>	Waals	Wilhelmus	Ndl 	966	929	1033	2928	162.67



## E.S.B.C 2011 All Events    **Men**

### Group    **C**

Place	LastName	FirstName	Country	Singels	Doubles	Trios	TotPins	Avg
<b>55</b>	Sørensen	Ole Mollerup	Den 	1046	958	881	2885	160.28
<b>56</b>	Larsen	Svend Erik	Den 	909	1016	948	2873	159.61
<b>57</b>	Huotari	Pentti	Fin 	920	982	970	2872	159.56
<b>58</b>	Gabay	Jacques	Isr 	985	909	958	2852	158.44
<b>59</b>	Evyoni	Yohanan	Isr 	939	871	991	2801	155.61
<b>60</b>	Garfinkel	Alex	Isr 	914	890	972	2776	154.22
<b>61</b>	Bernard	Mora	Fra 	876	881	951	2708	150.44
<b>62</b>	Hintikainen	Kalevi	Fin 	917	843	866	2626	145.89
<b>63</b>	Anderson	Roar	Nor 	875	906	833	2614	145.22
<b>64</b>	Maul	Erland	Den 	789	847	777	2413	134.06
<b>65</b>	Kellner	Kurt	Aus 	845	767	796	2408	133.78
<b>66</b>	Tadeusz	Wilk	Czr 	762	713	819	2294	127.44
<b>67</b>	Bosmans	Jacobus	Ndl 	844	0	853	1697	94.28